


## FREE SOFTWARE DOWNLOADS FROM THE DEC

You must be a member of an academic institution to qualify for ordering academically discounted software. The academic software discounts offered on this Web Store are not for the general public. You will be requested to provide proof of your academic affiliation during the registration process in order to take advantage of the academic pricing available for students and educators.

1. Access this Web Site:


<http://nsw-students.onthehub.com/>

2. **You must Register first.** Click on the Register link, top right of the screen. **Do not Sign In using the Sign In Link.**

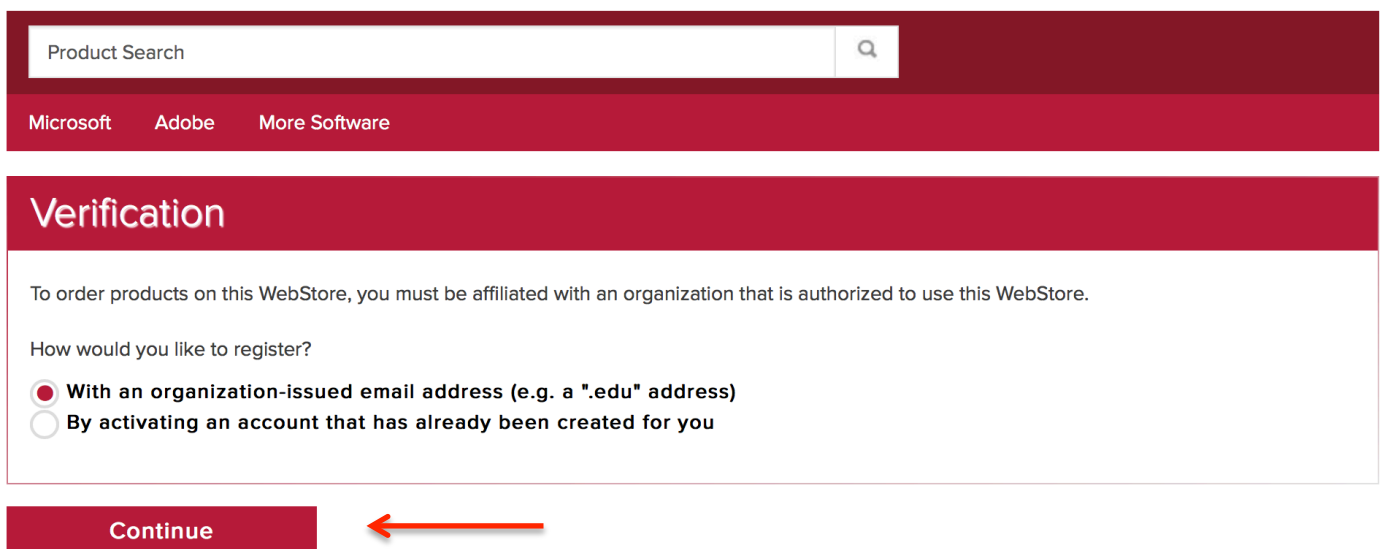


3. This window will appear asking to confirm that you are student with a DET email address, such as john.smith2@education.nsw.gov.au. Click Continue.



Home Help  English

Sign In Register

A screenshot of the verification registration page. At the top, there is a search bar labeled "Product Search" with a magnifying glass icon. Below the search bar is a dark red navigation bar with links for "Microsoft", "Adobe", and "More Software". The main content area has a dark red header with the word "Verification" in white. Below the header, there is a white box containing the text: "To order products on this WebStore, you must be affiliated with an organization that is authorized to use this WebStore." Below this text is the question "How would you like to register?" followed by two radio button options: "With an organization-issued email address (e.g. a ".edu" address)" (which is selected) and "By activating an account that has already been created for you". At the bottom of the page, there is a dark red button labeled "Continue" with an orange arrow pointing to it from the right.

4. In the window, which appears, type in your DET email address. Such as the example shown for John Smith. You are not asked for your password. Click Continue.

**Account Verification > Verify Email Address**

**Organization-Issued Email Address\***

john.smith2@education.nsw.gov.au

A confirmation email will be sent to the address you provide. Please ensure that your email is configured to allow messages from the domain "@onthehub.com". Check your Spam folder if the email does not arrive within a few minutes.

**Back** **Continue**

5. You will be taken to the Account Registration Window. It is important that you complete each section carefully marked by red arrows. There is a security feature built into the page to make sure you are a real person and not a malicious software program. Click the green Register Button when finished. If you make a mistake it will return you this page until all fields are entered correctly.

**IMPORTANT Note: The password you enter here shouldn't be your Portal password. Pick something else that is at least 6 characters long and make a note of it, so you can log back in when needed.**

**Account Registration**

**First Name\*** John

**Last Name\*** Smith

**Username\*** John.smith2@education.nsw.gov.au

**Email Address\*** John.smith2@education.nsw.gov.au

Your email address will act as your username. You will use it to sign in to the WebStore.

**Choose a Password\*** .....

**Confirm Password\*** .....

Password must be at least six characters long.

I would like to receive email communications from Kivuto Solutions Inc., including information about promotions and new releases.

You can unsubscribe at any time. For further details and contact information, please refer to the [Privacy Policy](#).

**Proof of Eligibility**

**Your Organization\*** NSW Department of Education SO and Adobe

**Organization-Issued Email Address\*** John.smith2@education.nsw.gov.au

**Group of which you are a member\*** Students

You will be liable for the full price of any products you have ordered if you are unable to supply proof of your eligibility upon request

AMANCE

**Back** **Register**

6. You are taken to this screen and must complete these selections before you can complete the registration process. Some choices don't really relate accurately to high school students. See the example below. **Click Save to complete the registration process.**

[Microsoft](#) [Adobe](#) [More Software](#)

**i** You're almost done. To help us give you the best experience possible, please fill out the form below.

### Your Profile

Help us get to know you better!

By filling out the questions below, we can deliver the best experience possible. This information will be kept strictly confidential.


**What month do you expect to graduate?\***

**What year do you expect to graduate?\***

**What is your field of study?\***

**Which operating system do you use more often?\***

**Where did you hear about us?\***



7. This confirmation screen will be generated to show the registration process is complete.

**i** Thank you for registering.  
**i** Your account is currently pending verification. Some orders may be placed on hold until this verification is complete. See details below.

### Eligibility

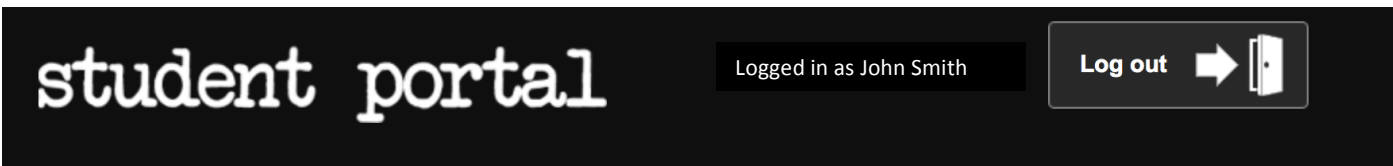
You are a member of (or have requested membership in) the following groups:

Organization: NSW Department of Education SO and Adobe  
User Groups: **Students**  
Verification Method: Organization-issued email address  
Status: **Unverified** (Expires: 2017-02-08)

An email has been sent to [John.smith2@education.nsw.gov.au](mailto:John.smith2@education.nsw.gov.au) with the subject "**Email address confirmation**" to confirm the email address. Please follow the instructions in the email. If you do not receive it within an hour, please ensure your email program is configured to allow emails from **kivuto.com**. Click below and we will resend the confirmation email.

A confirmation email has now been sent to your DET email account. This email contains a verification link back to the NSW Students WebStore.

Use your DET username (the first part of your email address, eg; john.smith2 and your portal password to log into the Student Portal. Click Agree. <https://student.det.nsw.edu.au/>



## Conditions of Use

Your use of email and the Department's online systems may be monitored.

**Help** You are not permitted to use these services to knowingly search for, link to, access or send anything that is offensive, obscene, pornographic, threatening, intimidating, abusive or defamatory.

Be aware that your email is kept and the websites you visit are recorded. The emails and website records are official documents. These may be used in investigations, court proceedings or for other legal reasons. For example if someone claims a student has misbehaved online, these records may be checked.

If you go beyond this point it will mean you agree with these conditions. By agreeing you accept to follow school and departmental policies for online behaviour.

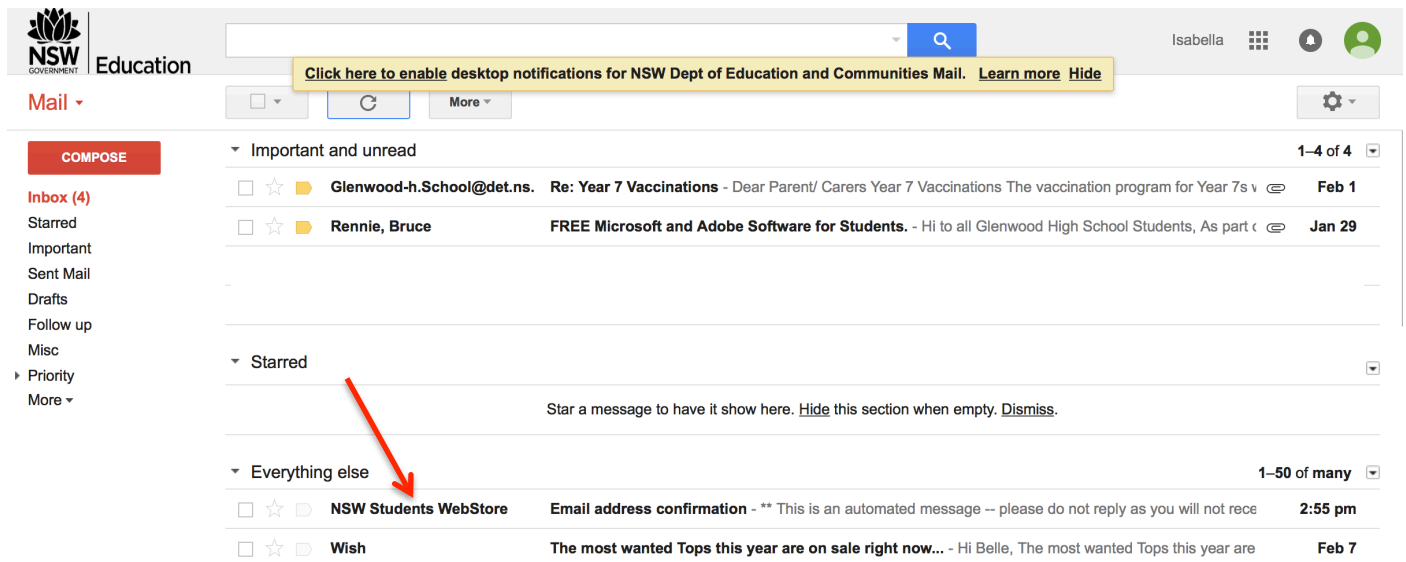
**Privacy:** NSW DEC monitors use of emails and online services to ensure compliance with online policy. [More](#)

[Online Communication Services: Acceptable Usage for School Students](#)

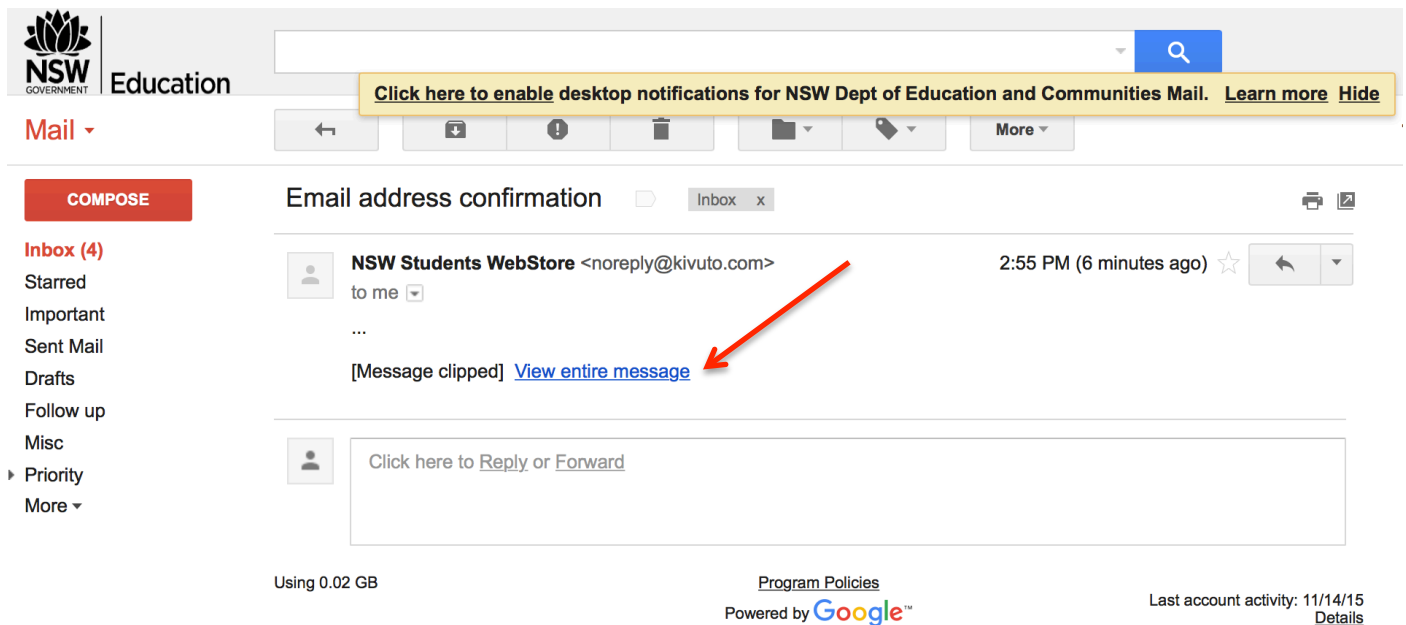


Click on the Email: Checking button.

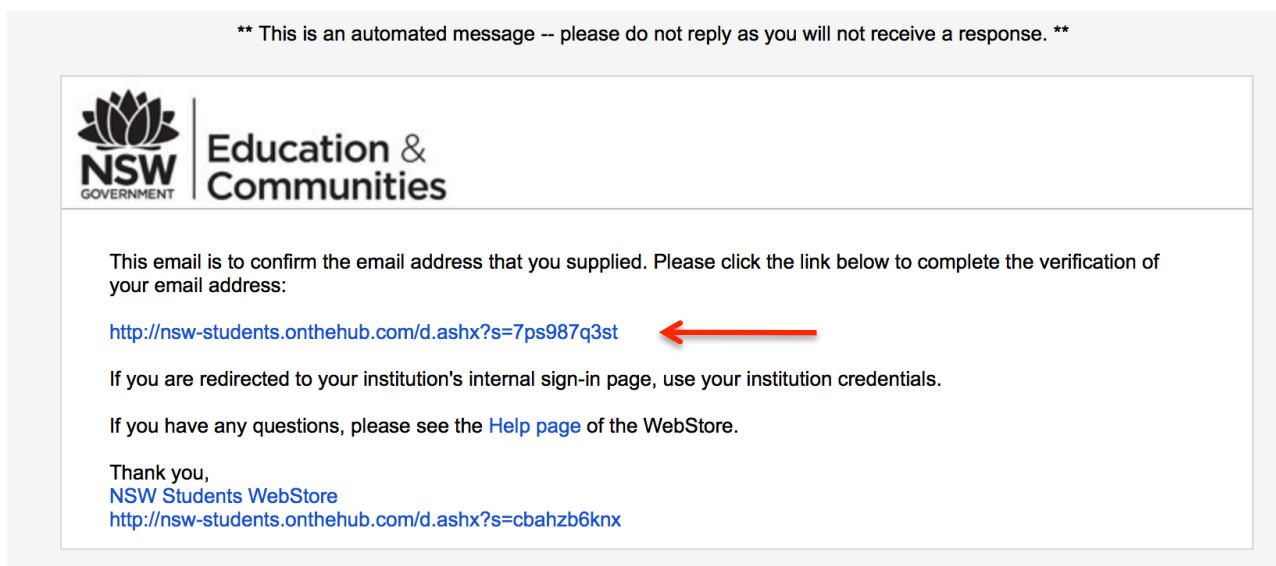
Locate the verification email in your Inbox. It will be from 'NSW Students WebStore' and click on it.



The email will look like this when opened and seem not to have any content. Click the 'View entire message' link in blue to reveal the message contents.




The verification link will become visible. Click on the link.



This link will actually log you in automatically into the NSW Students WebStore using your DET email address and the password you created during registration. At this stage you can log in and out as often as you need. **The message 'Your email address has been successfully verified', will appear highlighted in yellow.**

You will notice your shopping cart is empty. Click on the Red Download Software button and start loading up your shopping cart.

Product Search  Shopping Cart (0)

Microsoft Adobe More Software

**i** Your email address has been successfully verified.

### Announcements

- We are performing server maintenance. You may experience a brief interruption in service. We apologize for any inconvenience and thank you for your patience. 2016-02-07

**Welcome to your Academic Software Download Centre!**

All NSW Department of Education and Communities School students are eligible to download and licence Adobe and Microsoft software from this website.

This software is only available to download onto personally owned devices.


Students will need to use their @education.nsw.gov.au student email address to register on their first visit. To register, click on the "Sign In" link at the top of the page and then click on the REGISTER button. A verification email will be sent to your DEC email address. To complete the registration please select the link provided in the email.

Note: Individual students are eligible for one download per application only.

**Download Software**

You are now on the shopping page. You can move between the three Software Tabs for Microsoft, Adobe and More Software and select the software you require to download One by One.

Lets start with Microsoft Office for Mac or Windows. Click on the Microsoft Tab and click on the software you want to download. Lets say Office Professional Plus 2016 for Windows.

Product Search  Shopping Cart (0)







Microsoft Adobe More Software


**Microsoft**

### Announcements

- We are performing server maintenance. You may experience a brief interruption in service. We apologize for any inconvenience and thank you for your patience. 2016-02-07


Show recent versions only

 Windows 10	 Office 2016	 Office for Mac 2016	 Office 2013	 Windows 8.1	 Windows 7
---------------------------------------------------------------------------------------------------	----------------------------------------------------------------------------------------------------	------------------------------------------------------------------------------------------------------------	----------------------------------------------------------------------------------------------------	------------------------------------------------------------------------------------------------------	----------------------------------------------------------------------------------------------------

  
Office for Mac 2011

Once you click on the software title, you are now able to add it to your shopping cart by clicking the green 'Add to Cart' button.

**Office Professional Plus 2016** ▲



Microsoft Office 2016 helps you to do your best work – anytime, anywhere and with anyone. New, modern versions of the desktop applications, Word, Excel, PowerPoint, Outlook, and OneNote, are built for maximum productivity. You'll quickly produce professional documents with powerful authoring features, design controls for pixel-perfect layouts and new built-in Excel tools help you get more out of your data, faster and easier. You'll have access to your docs in the cloud whenever you need them. And with your documents stored online, it's easy to get your team on the same page. Just share, present and work together on projects with built-in team collaboration tools across the suite.


Choose a language: English


Download

**Office Professional Plus 2016 (English) (Student Option)**


Available to: Students

Free


 Add to Cart


 Express Checkout

Backup media: Available in most countries



Notice that your shopping cart now has one item in it.


Product Search 

 Shopping Cart (1)

Microsoft | Adobe | More Software

Microsoft

**Office Professional Plus 2016** ▲



Microsoft Office 2016 helps you to do your best work – anytime, anywhere and with anyone. New, modern versions of the desktop applications, Word, Excel, PowerPoint, Outlook, and OneNote, are built for maximum productivity. You'll quickly produce professional documents with powerful authoring features, design controls for pixel-perfect layouts and new built-in Excel tools help you get more out of your data, faster and easier. You'll have access to your docs in the cloud whenever you need them. And with your documents stored online, it's easy to get your team on the same page. Just share, present and work together on projects with built-in team collaboration tools across the suite.


Choose a language: English


Download

**Office Professional Plus 2016 (English) (Student Option)**


Available to: Students

Free

 In Cart

 Express Checkout

Backup media: Available in most countries



Lets repeat the process now with some Adobe software.

Click on the Adobe Tab to reveal the free Adobe software. Lets select the Adobe Creative Suite 6 Design by clicking on it.

The screenshot shows the top navigation bar of the Adobe website. It features a search bar on the left, a shopping cart icon with 'Shopping Cart (1)' on the right, and a menu with 'Microsoft', 'Adobe', and 'More Software' tabs. Below the navigation is a grey bar with the Adobe logo. Underneath is a red 'Announcements' banner with a message about server maintenance dated 2016-02-07.

A row of five software product tiles is shown. From left to right: Adobe Captivate 9 (green icon), Adobe Creative Suite 6 Design (woman painting), Adobe Photoshop Elements 14 (blue camera icon), Adobe Premiere Elements 14 (purple play button icon), and Adobe Presenter 10 (blue and green abstract icon). A red arrow points to the Adobe Creative Suite 6 Design tile.

You can now repeat the process. Click on the green 'Add to Cart' button and you will see you now have 2 items in your shopping cart.

The screenshot shows the product page for Adobe Creative Suite 6 Design & Web Premium. The top navigation bar is identical to the previous screenshot, but the shopping cart now shows 'Shopping Cart (2)'. Below the navigation is a red banner with the product name and a dropdown arrow. The main content area includes a product image, a description of the software, a 'Choose a platform:' dropdown set to 'Windows', a 'Download' button, and pricing information. The price is listed as 'Free'. There is a 'Quantity:' field with the number '1'. Below the quantity field are two buttons: 'In Cart' (highlighted with a red arrow) and 'Express Checkout'.

Keep going back to the Tabs and selecting more software titles and adding them to your cart, until you have what you need for the minimum specifications as set out in the BYOD policy.



In particular, you need to select.

- Microsoft office
- Adobe Creative Suite
- Adobe Photoshop Elements
- Adobe Premier Elements

You are free to download any other titles from the NSW Students WebStore. Just check the cost, as not all of them may be free. The cost will be displayed next to the software when you click on the Shopping Cart button on the top right hand corner of the screen.

When you have what you want click the green 'Check Out' button to start the download process.

Product Search

**Shopping Cart (4)**

**Recommended for You**

- Extended Access Guarantee (24 months) **\$4.95**  
[Learn more](#)
- Backup disc - Microsoft Office Professional Plus 2016 (English) **\$13.95**  
[Details](#)
- Muvizu:Play+ **\$21.95**  
[Details](#)

**Your Cart**

	Office Professional Plus 2016 (English) (Student Option) - Download	1		Free
	Adobe Creative Suite 6 Design & Web Premium (Windows) (English) - Download	1		Free
	Adobe Photoshop Elements 14 (Windows) (Multilanguage) - Download	1		Free

Subtotal: **\$0.00**

[Back to Shopping](#) [View Full Cart](#) [✓ Check Out](#)

Please ensure that you have chosen the correct product and read all system requirements before you place your order.

At any time you can click on the Help button in the top right hand corner of the screen to browse the help topics.

**Education & Communities**

[Home](#) | [Help](#) | [English](#)  
[Sign In](#) | [Register](#)

Product Search

[Microsoft](#) [Adobe](#) [More Software](#)

**Search Help Topics**

**Browse Help Topics**

- [Your Account](#)
- [Your Orders](#)
- [Download and Installation](#)